Buchi nella carta da parati

Scuola dell’infanzia | 2026-11-23 | Scheda

Un adulto può leggere ad alta voce. Ogni riga ripete lo stesso gruppetto di forme. Di’ le forme ad alta voce, scopri che cosa va nella casella con il punto interrogativo e cerchia la sua lettera.

Di’ la riga ad alta voce: cerchio, stella, cerchio, stella ... Che cosa va nel buco?

1



A 

B 

C 

2



A 

B 

C 

3



A 

B 

C 

4

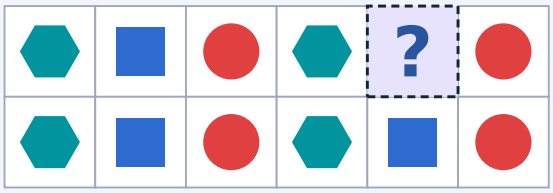

A 

B 

C 

Buchi nella carta da parati

Scuola dell’infanzia | 2026-11-23 | Soluzioni

L’anello segna il pezzo giusto. Nella griglia il buco è riempito e bordato di arancione.

1

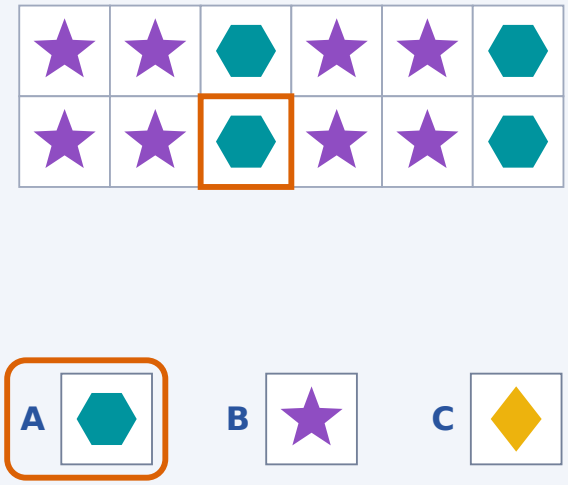

2

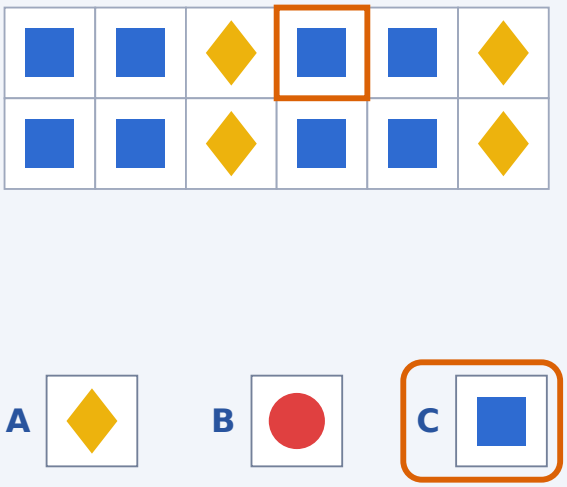

3

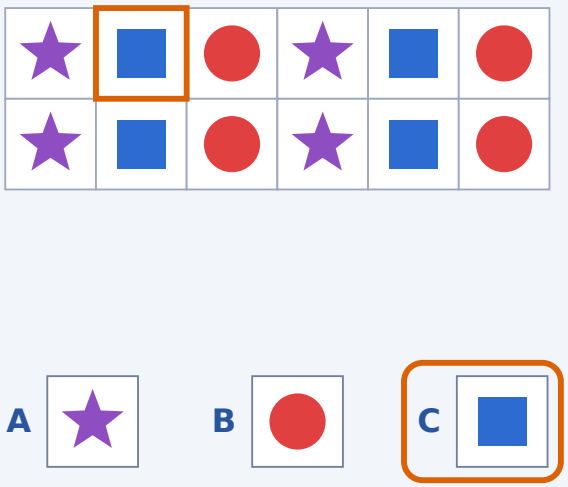

4

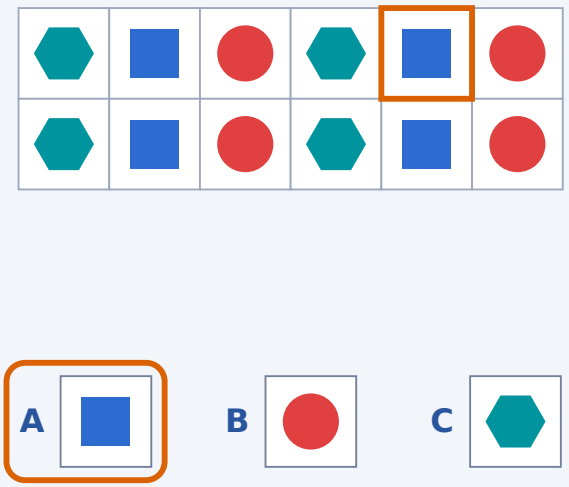

Buchi nella carta da parati

1ª primaria | 2026-11-23 | Scheda

Ogni carta da parati si ripete allo stesso modo in tutta la griglia, ma una parte è coperta dalla casella con il punto interrogativo. Scopri come si ripete il disegno e cerchia la lettera del pezzo che riempie il buco esattamente. Non girare e non capovolgere i pezzi.

Ogni riga si ripete. Alcune righe partono un passo dopo: guarda anche sopra e sotto.

1

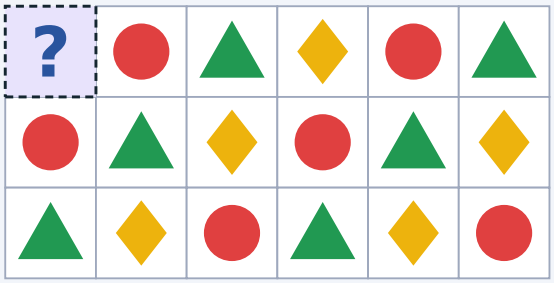

A 

B 

C 

2



A 

B 

C 

3



A 

B 

C 

4



A 

B 

C 

Buchi nella carta da parati

1ª primaria | 2026-11-23 | Soluzioni

L’anello segna il pezzo giusto. Nella griglia il buco è riempito e bordato di arancione.

1

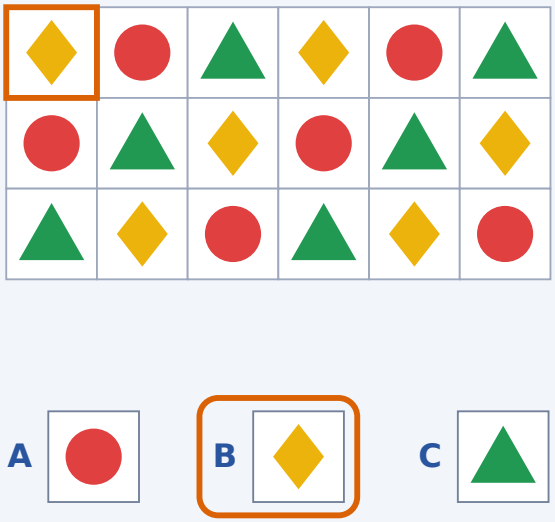

2

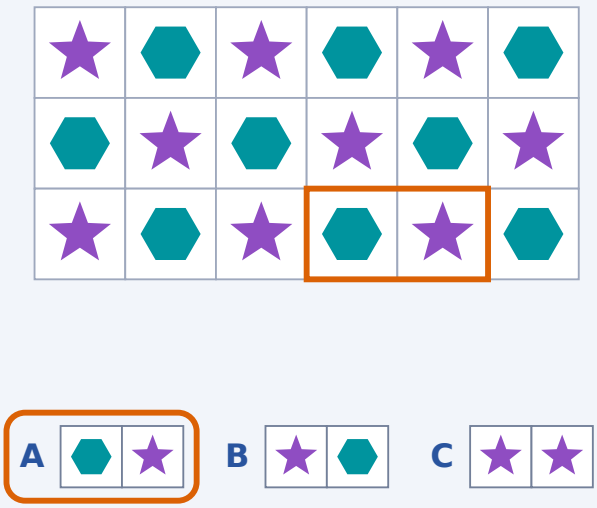

3

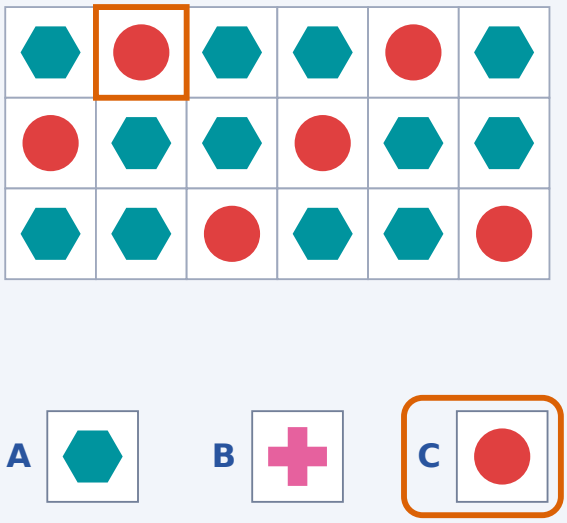

4

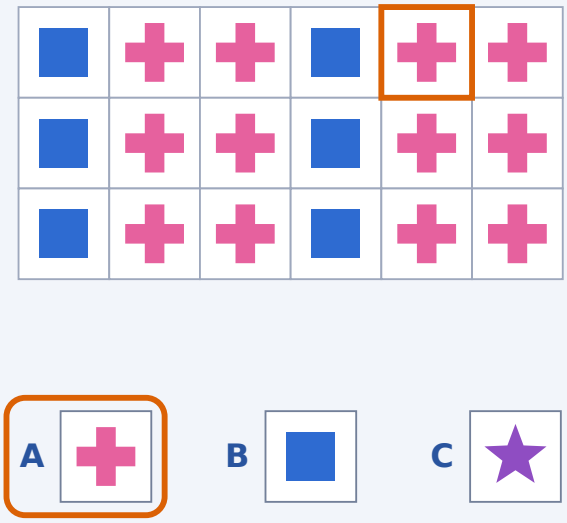

Buchi nella carta da parati

2ª primaria | 2026-11-23 | Scheda

Ogni carta da parati si ripete allo stesso modo in tutta la griglia, ma una parte è coperta dalla casella con il punto interrogativo. Scopri come si ripete il disegno e cerchia la lettera del pezzo che riempie il buco esattamente. Non girare e non capovolgere i pezzi.

Cerca il tratto più corto che si ripete nella riga e confrontalo con le righe sopra e sotto.

1



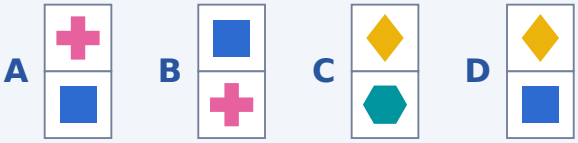

2

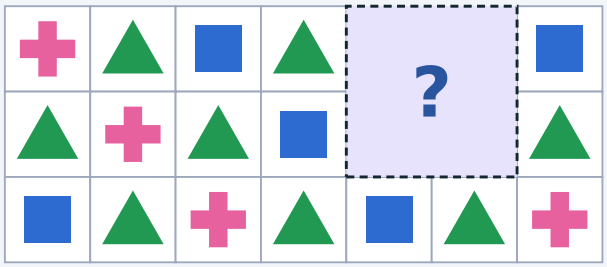

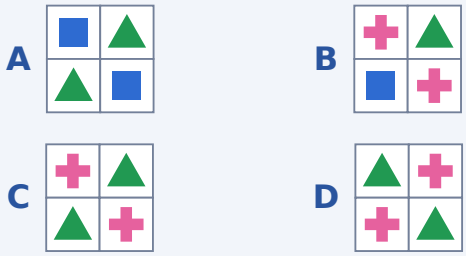

3



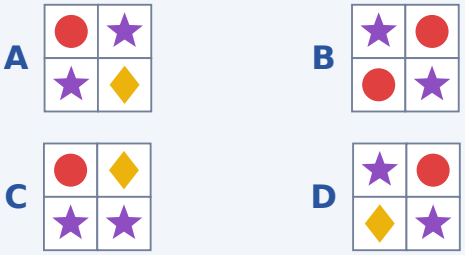

4



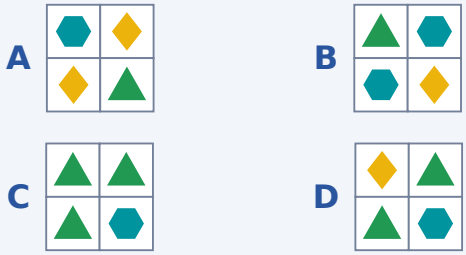

Buchi nella carta da parati

2ª primaria | 2026-11-23 | Soluzioni

L’anello segna il pezzo giusto. Nella griglia il buco è riempito e bordato di arancione.

1

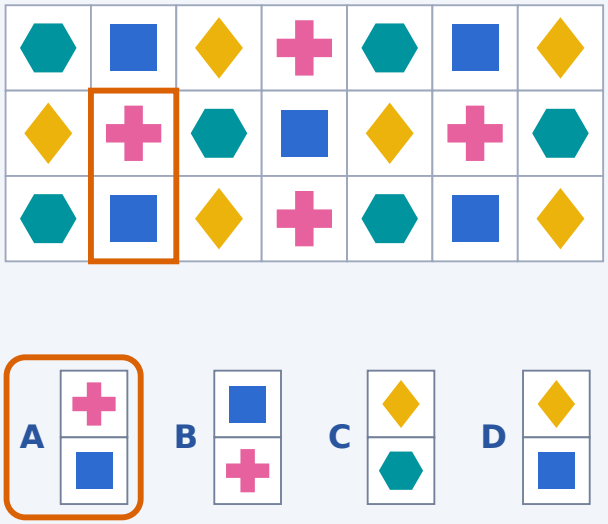

2

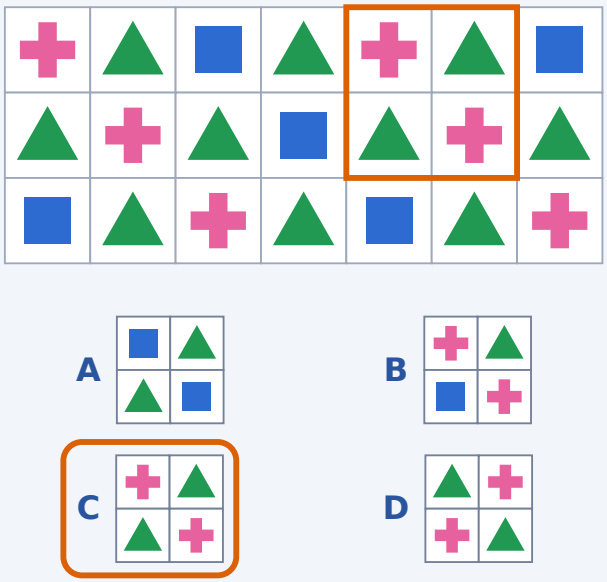

3

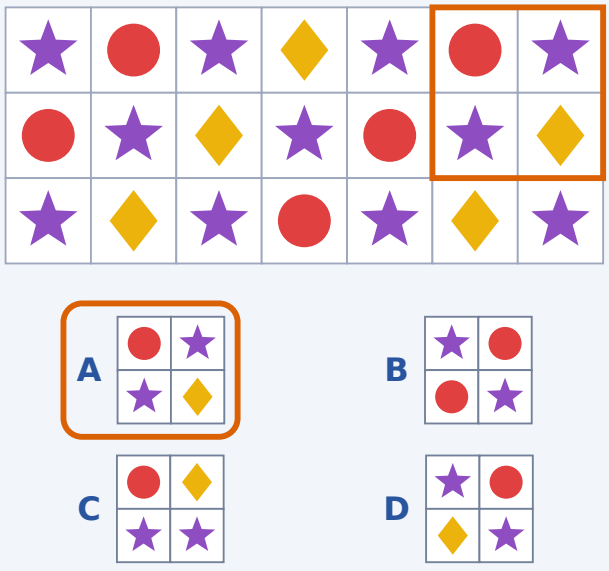

4

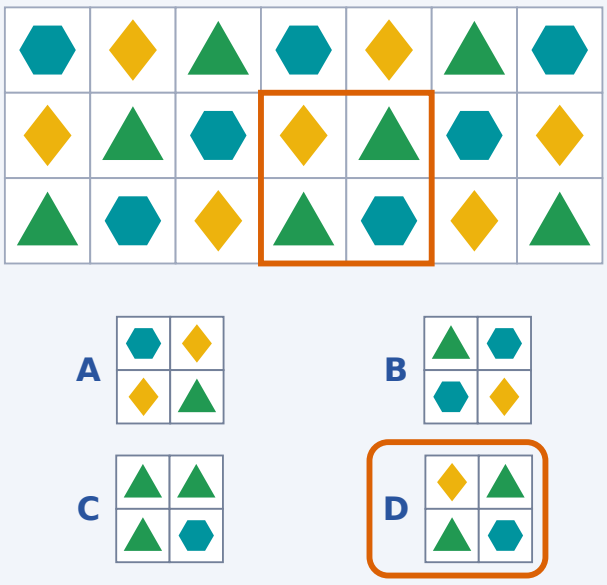

Buchi nella carta da parati

3ª primaria | 2026-11-23 | Scheda

Ogni carta da parati si ripete allo stesso modo in tutta la griglia, ma una parte è coperta dalla casella con il punto interrogativo. Scopri come si ripete il disegno e cerchia la lettera del pezzo che riempie il buco esattamente. Non girare e non capovolgere i pezzi.

Il disegno si ripete a blocchi alti al massimo due righe. Individua un blocco intero e copialo nel buco.

1

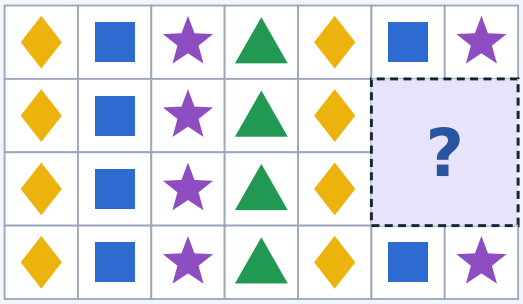

A 

B 

C 

D 

2



A 

B 

C 

D 

3



A 

B 

C 

D 

4

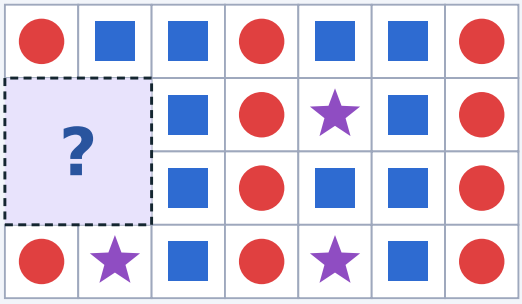

A 

B 

C 

D 

Buchi nella carta da parati

3ª primaria | 2026-11-23 | Soluzioni

L’anello segna il pezzo giusto. Nella griglia il buco è riempito e bordato di arancione.

1

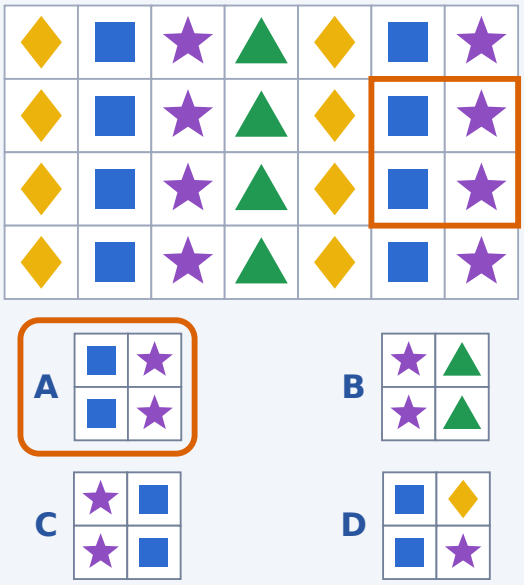

2

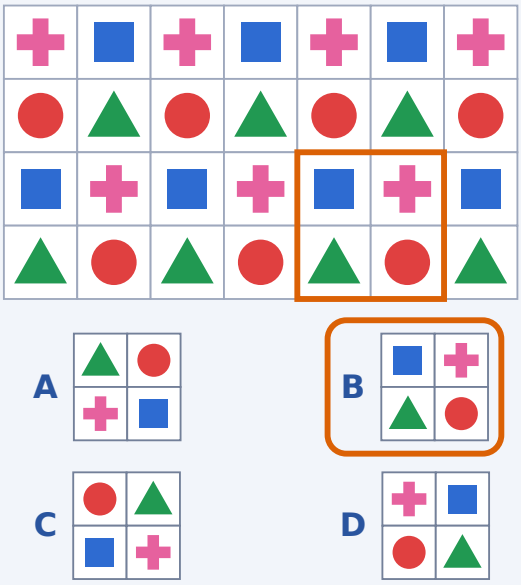

3

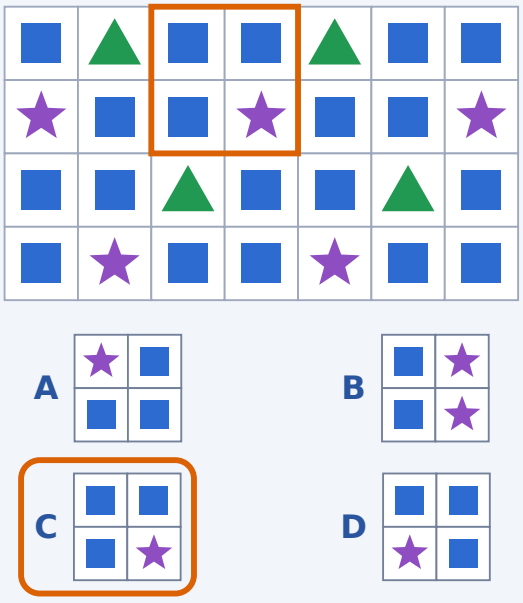

4

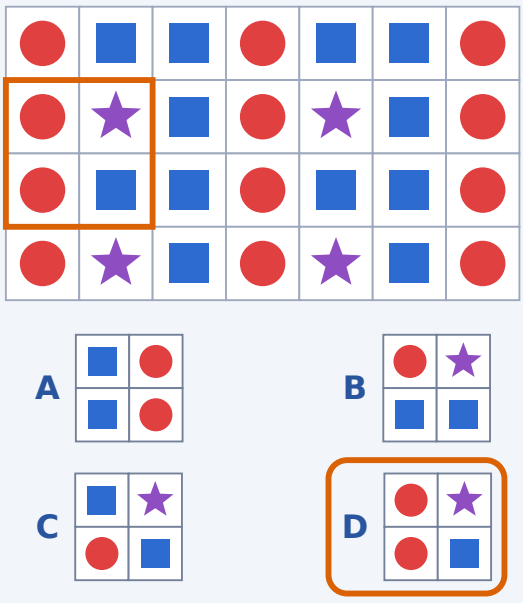

Buchi nella carta da parati

4ª primaria | 2026-11-23 | Scheda

Ogni carta da parati si ripete allo stesso modo in tutta la griglia, ma una parte è coperta dalla casella con il punto interrogativo. Scopri come si ripete il disegno e cerchia la lettera del pezzo che riempie il buco esattamente. Non girare e non capovolgere i pezzi.

Guarda dove ricompare lo stesso blocco, verso destra e verso il basso. Riempi il buco casella per casella.

1



A 

B 

C 

D 

2



A 

B 

C 

D 

3



A 

B 

C 

D 

4

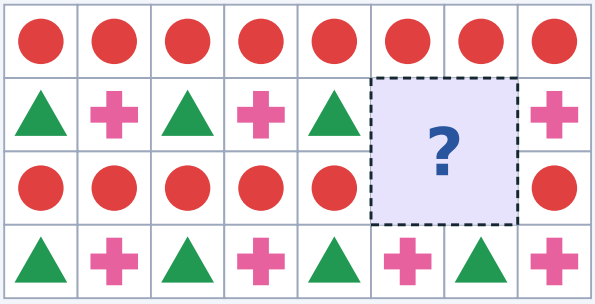

A 

B 

C 

D 

Buchi nella carta da parati

4ª primaria | 2026-11-23 | Soluzioni

L’anello segna il pezzo giusto. Nella griglia il buco è riempito e bordato di arancione.

1



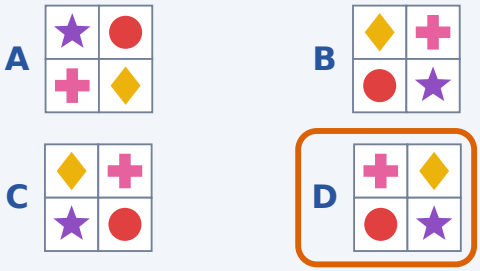

2

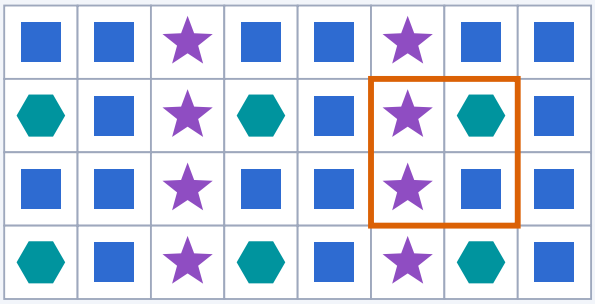

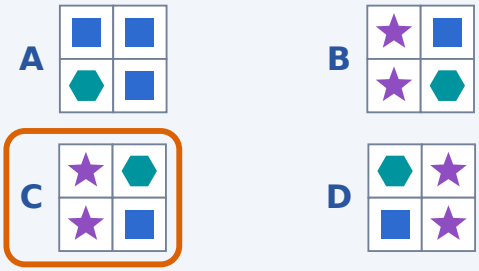

3

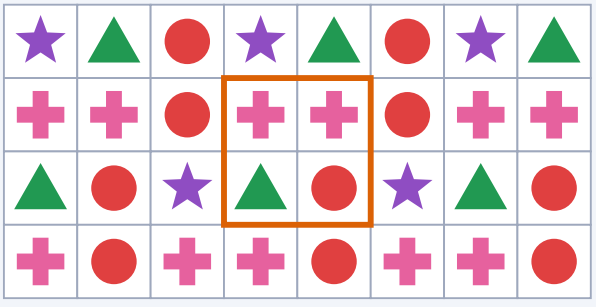

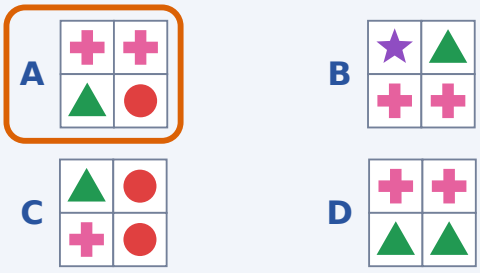

4

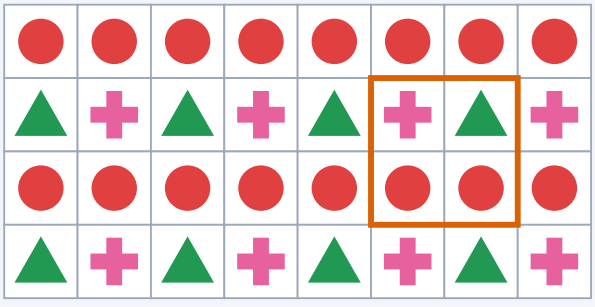

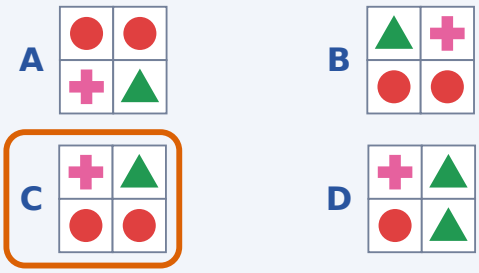

Buchi nella carta da parati

5ª primaria | 2026-11-23 | Scheda

Ogni carta da parati si ripete allo stesso modo in tutta la griglia, ma una parte è coperta dalla casella con il punto interrogativo. Scopri come si ripete il disegno e cerchia la lettera del pezzo che riempie il buco esattamente. Non girare e non capovolgere i pezzi.

I blocchi si ripetono verso destra e verso il basso, spesso in obliquo. Controlla ogni casella del pezzo.

1

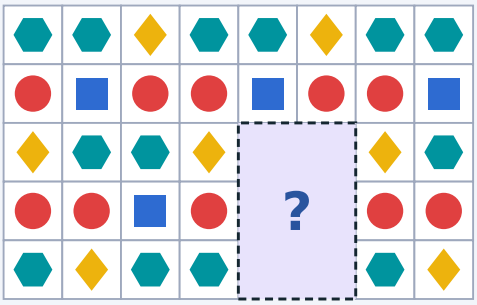

A 

B 

C 

D 

2



A 

B 

C 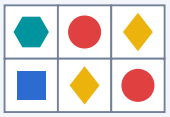

D 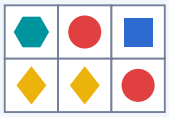

3



A 

B 

C 

D 

4

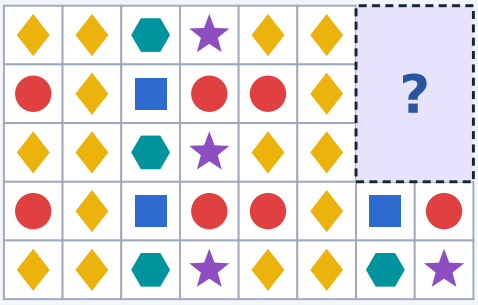

A 

B 

C 

D 

Buchi nella carta da parati

5ª primaria | 2026-11-23 | Soluzioni

L’anello segna il pezzo giusto. Nella griglia il buco è riempito e bordato di arancione.

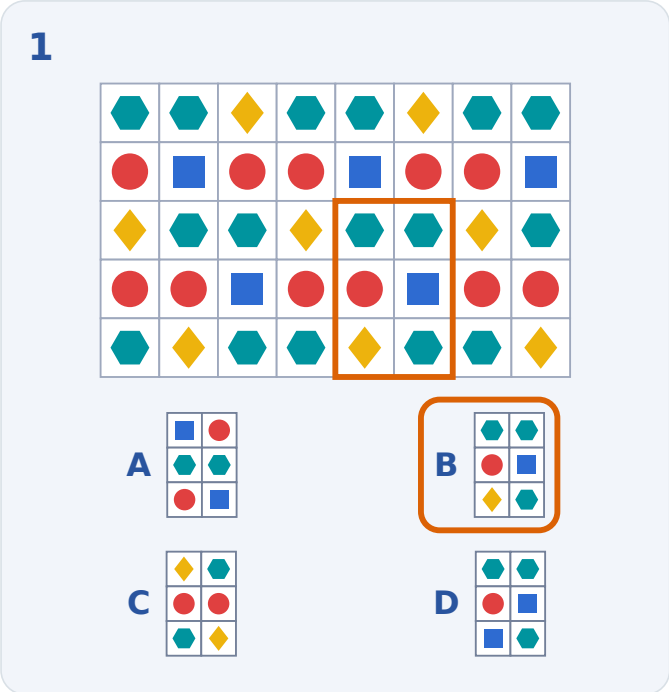

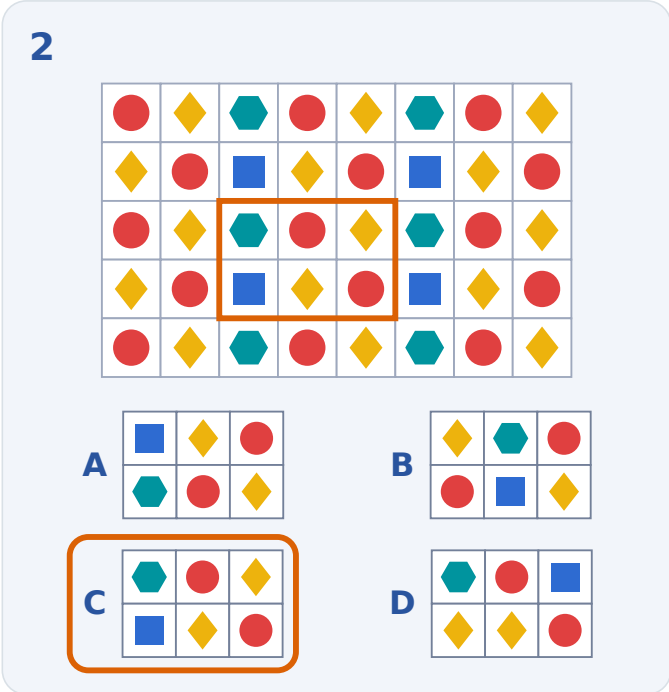

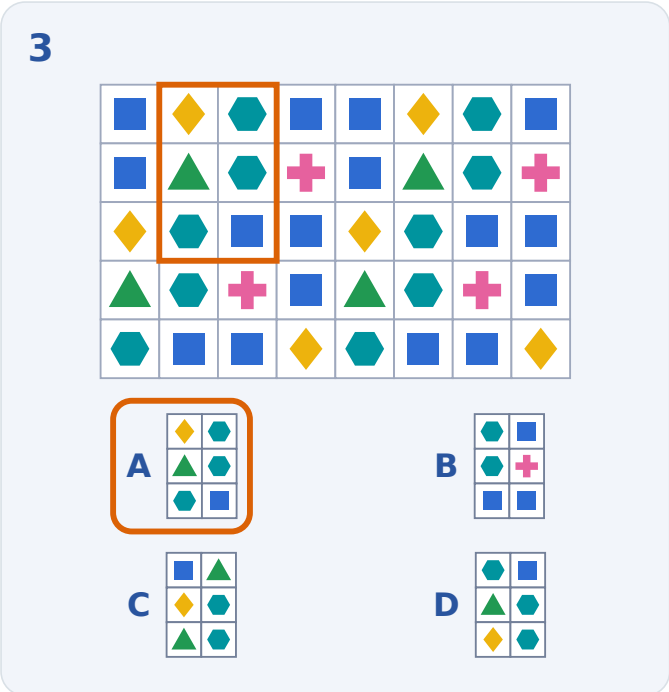

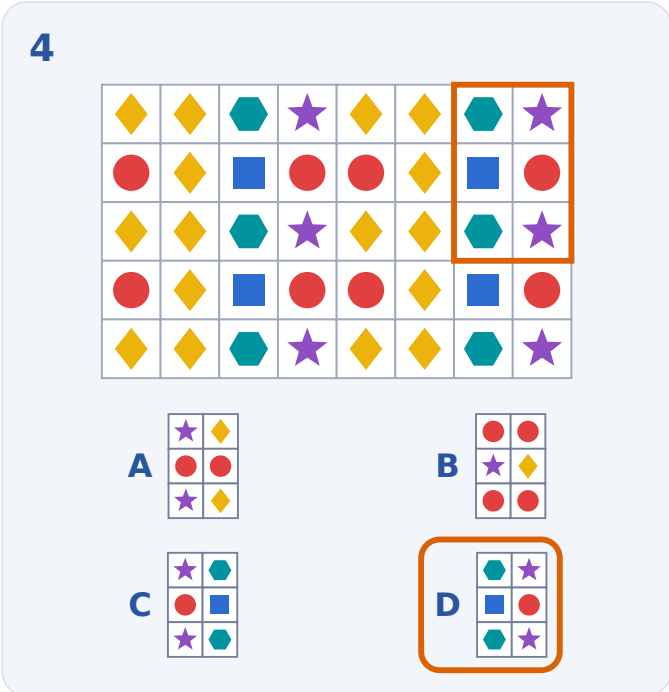

Buchi nella carta da parati

1ª media | 2026-11-23 | Scheda

Ogni carta da parati si ripete allo stesso modo in tutta la griglia, ma una parte è coperta dalla casella con il punto interrogativo. Scopri come si ripete il disegno e cerchia la lettera del pezzo che riempie il buco esattamente. Non girare e non capovolgere i pezzi.

Frecce rivolte in direzioni diverse sono simboli diversi. Non girare mai un pezzo.

1

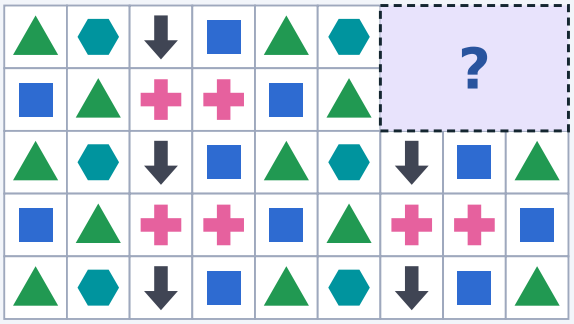

A 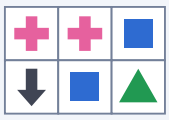

B 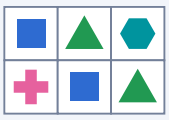

C 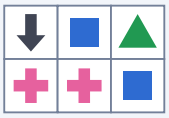

D 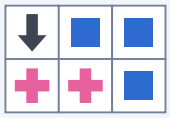

2

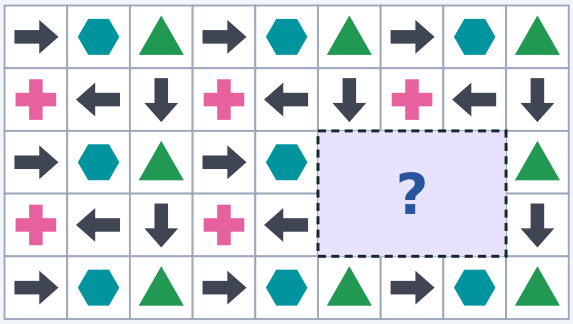

A 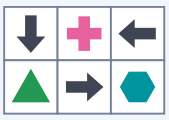

B 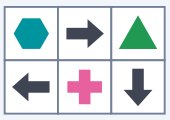

C 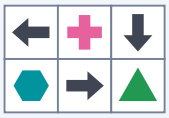

D 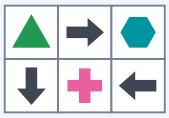

3

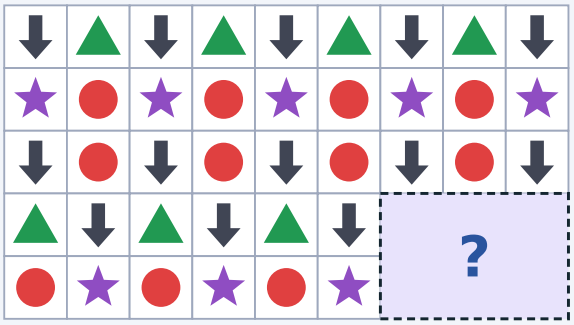

A 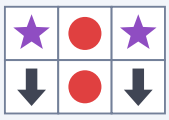

B 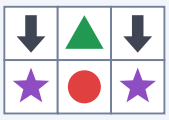

C 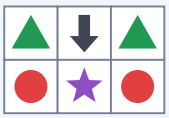

D 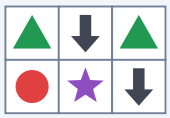

4

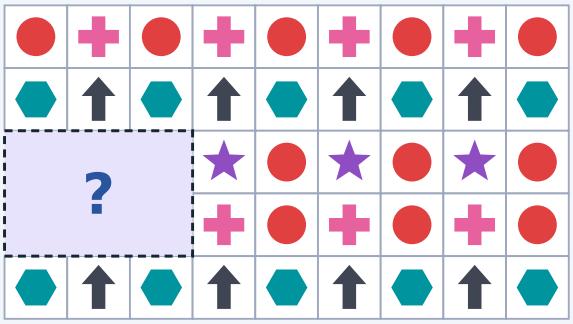

A 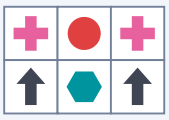

B 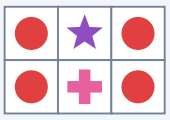

C 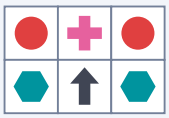

D 

Buchi nella carta da parati

1ª media | 2026-11-23 | Soluzioni

L’anello segna il pezzo giusto. Nella griglia il buco è riempito e bordato di arancione.

1

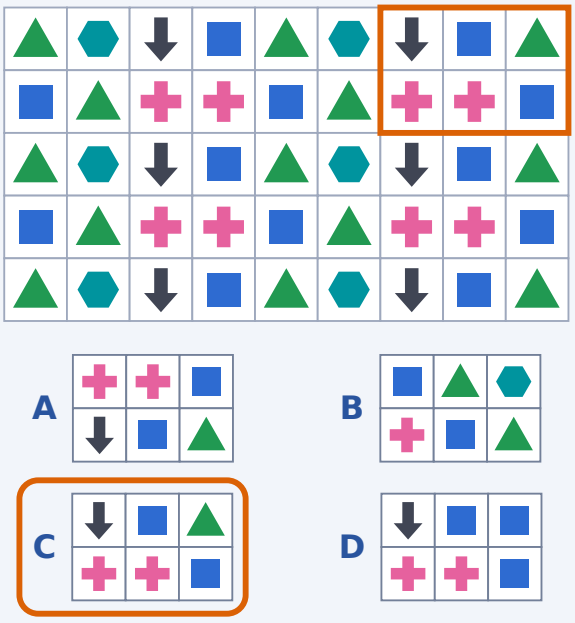

2

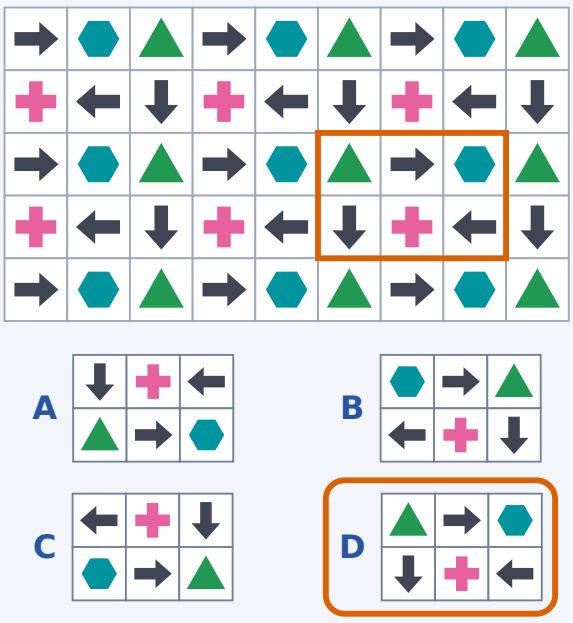

3

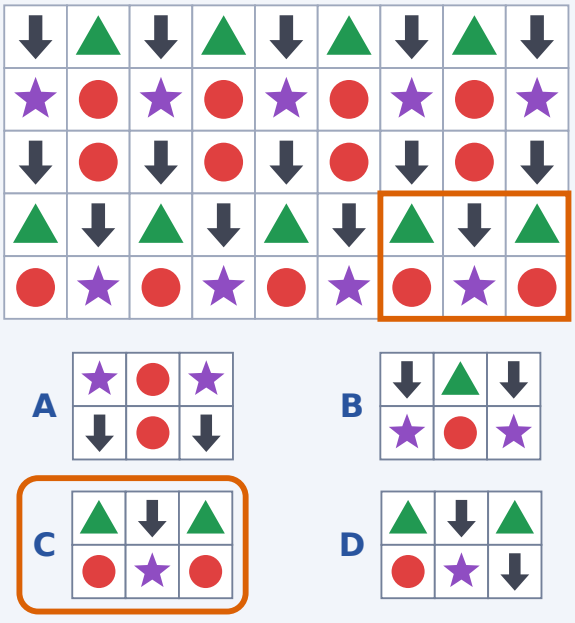

4

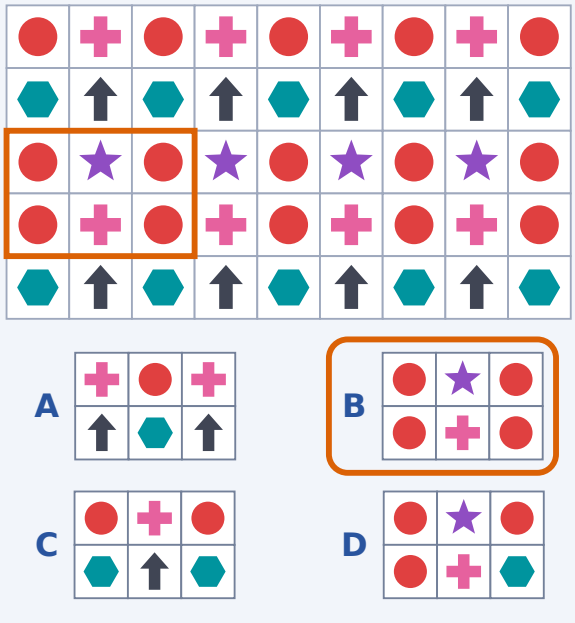

Buchi nella carta da parati

2ª media | 2026-11-23 | Scheda

Ogni carta da parati si ripete allo stesso modo in tutta la griglia, ma una parte è coperta dalla casella con il punto interrogativo. Scopri come si ripete il disegno e cerchia la lettera del pezzo che riempie il buco esattamente. Non girare e non capovolgere i pezzi.

Individua il blocco che si ripete e seguilo dalle caselle visibili fino al buco.

1



A 

B 

C 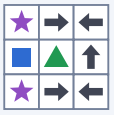

D 

2

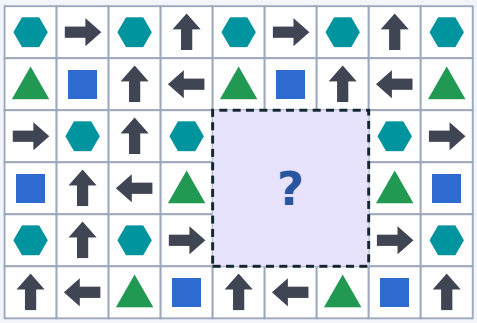

A 

B 

C 

D 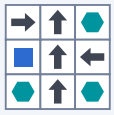

3

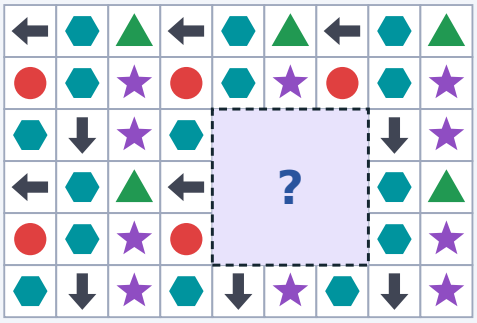

A 

B 

C 

D 

4

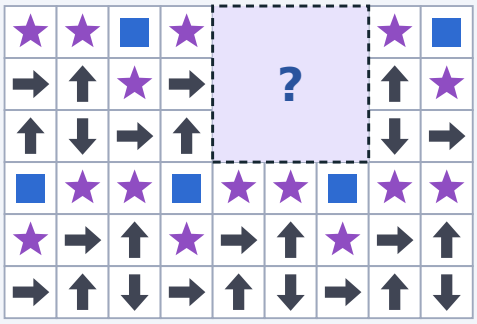

A 

B 

C 

D 

Buchi nella carta da parati

2ª media | 2026-11-23 | Soluzioni

L’anello segna il pezzo giusto. Nella griglia il buco è riempito e bordato di arancione.

1

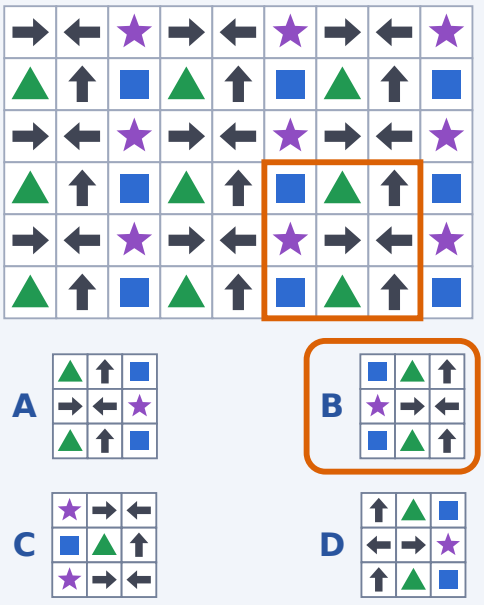

2

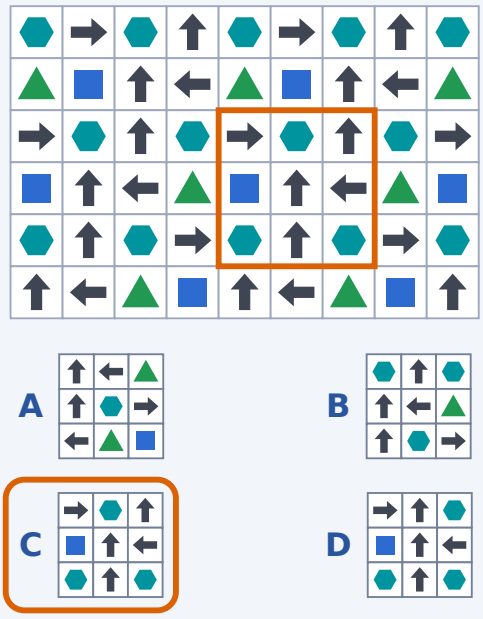

3

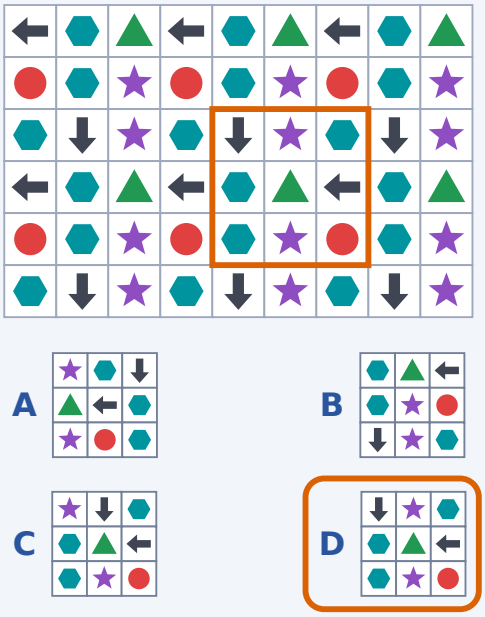

4

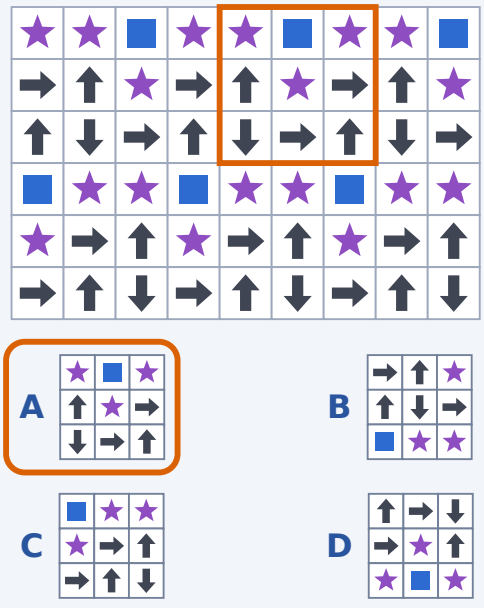

Buchi nella carta da parati

3ª media | 2026-11-23 | Scheda

Ogni carta da parati si ripete allo stesso modo in tutta la griglia, ma una parte è coperta dalla casella con il punto interrogativo. Scopri come si ripete il disegno e cerchia la lettera del pezzo che riempie il buco esattamente. Non girare e non capovolgere i pezzi.

Grandi blocchi obliqui: trova il passo verso destra e il passo verso il basso, poi prova ogni casella.

1

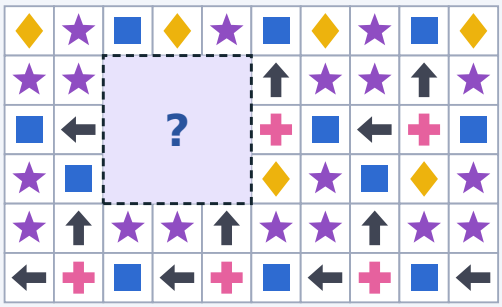

A



B



C



D



2

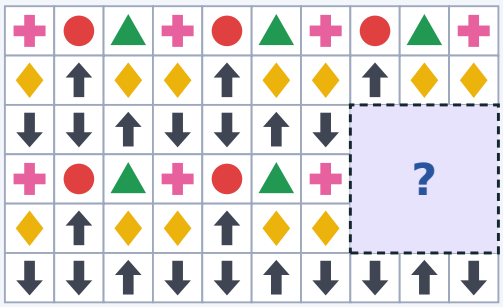

A



B



C

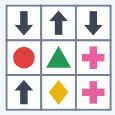

D

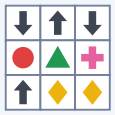

3

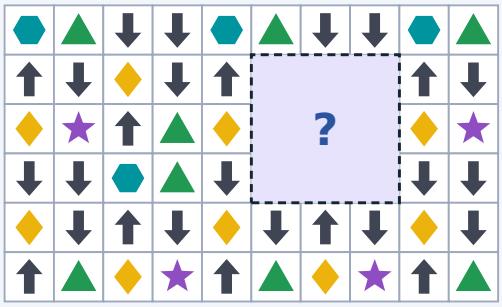

A



B



C



D



4

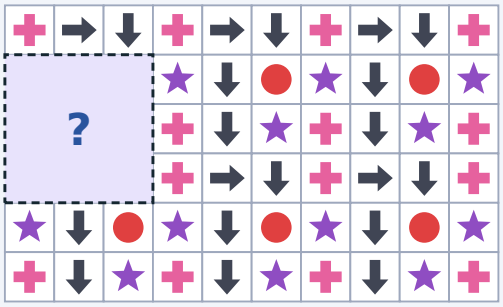

A



B



C



D



Buchi nella carta da parati

3ª media | 2026-11-23 | Soluzioni

L’anello segna il pezzo giusto. Nella griglia il buco è riempito e bordato di arancione.

1

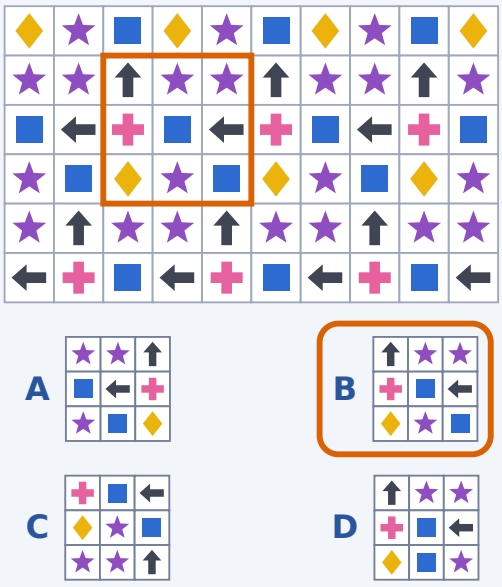

2

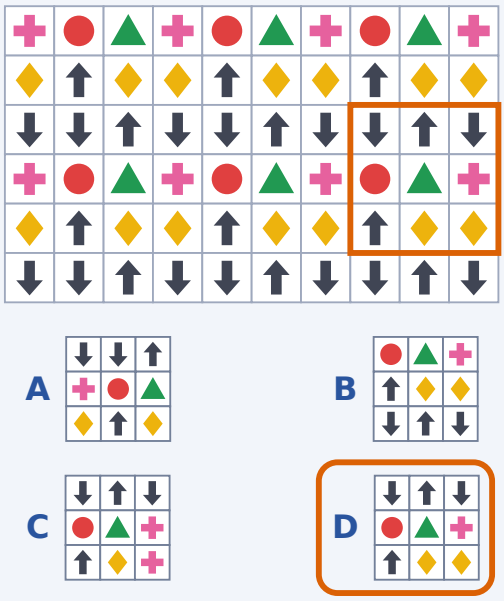

3

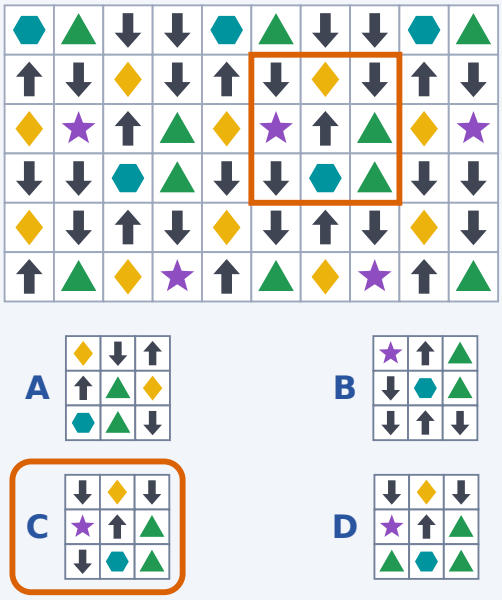

4

